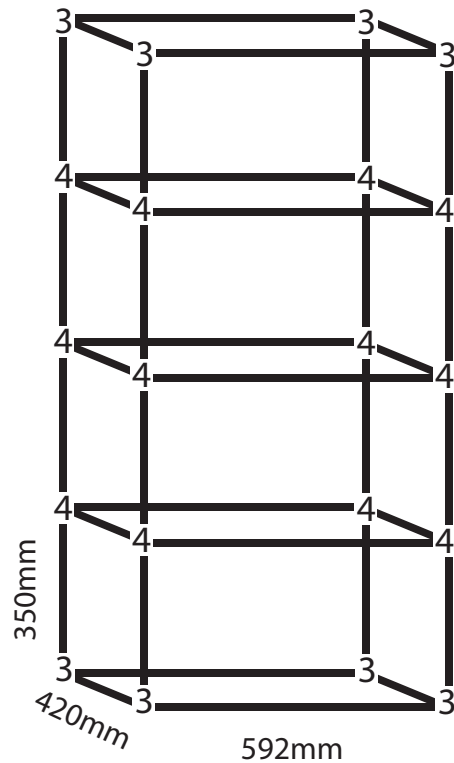
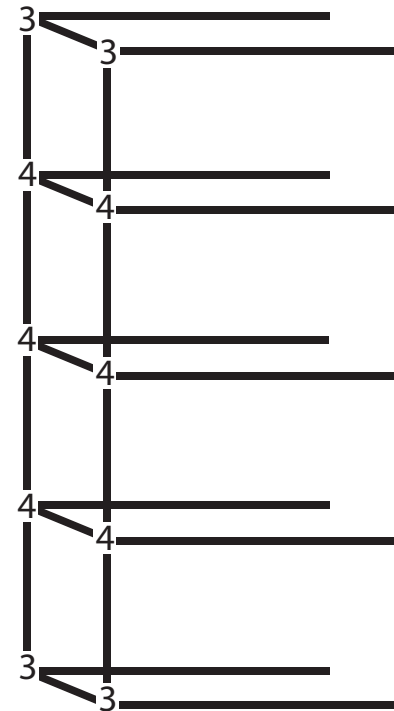


Single Module

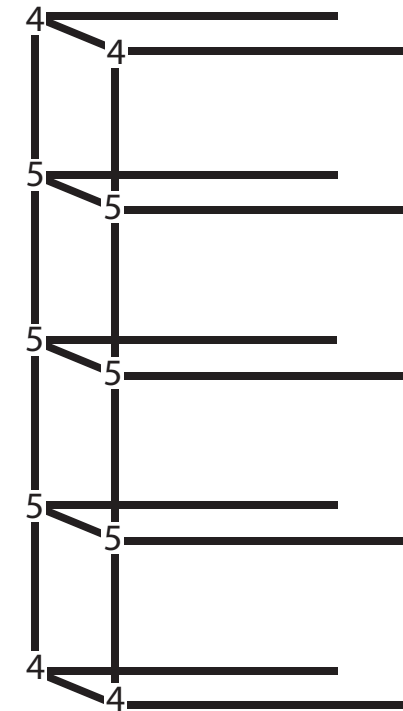


Multiple Modules

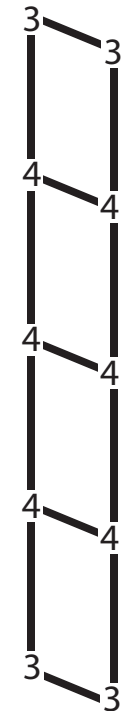
Starter Kit



Add-on Kit/s



Side Frame



- Steps:**
- Connect fittings and pipes to make up side frames
 - Join side frames with 592mm connecting pipes
 - Clip on shelf panels once all assembled
 - If wall clips being used, mount these on the wall and connect frame to wall clips

- For multiple module units, build sections separately, then join
- If adding on to an existing system, remove side frame, connect add-on kit/s and re-connect side frame
- Clip on shelf panels
- If wall clips being used, mount these on the wall and connect frame to wall clips