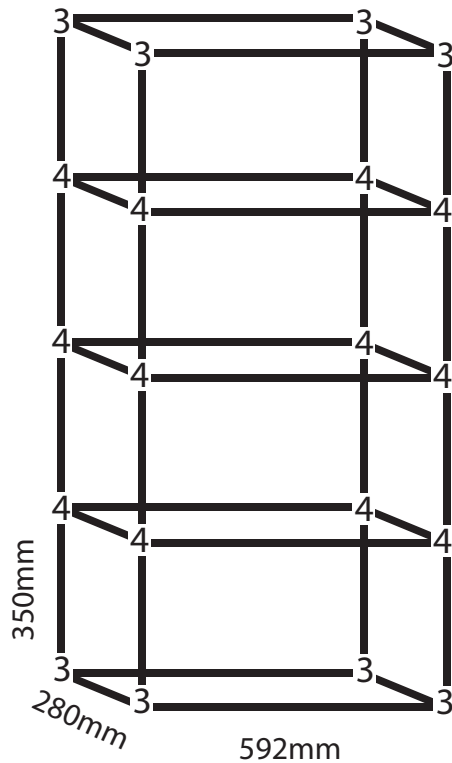


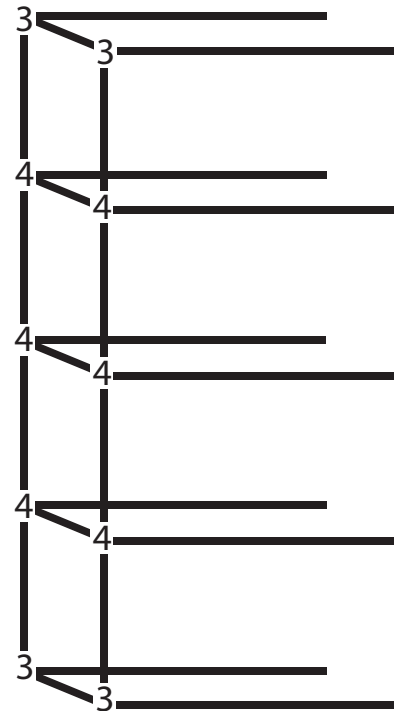
## Modular Shelving Instructions - K Series

### Single Module

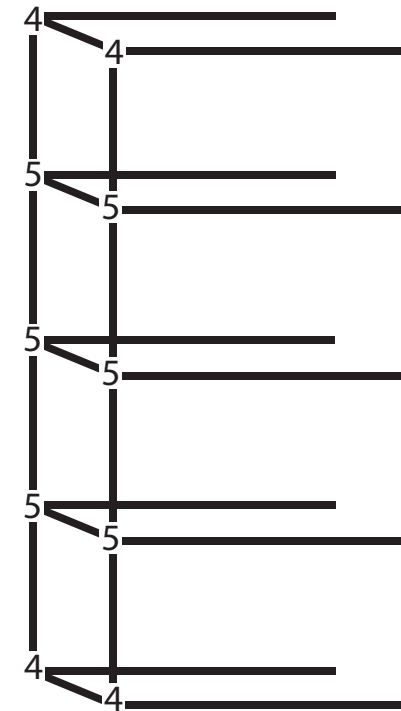


### Multiple Modules

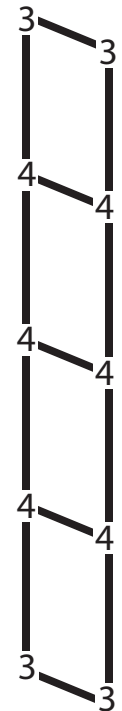
#### Starter Kit



#### Add-on Kit/s



#### Side Frame



- Steps:**
- Connect fittings and pipes to make up side frames
  - Join side frames with 592mm connecting pipes
  - Clip on shelf panels once all assembled
  - If wall clips being used, mount these on the wall and connect frame to wall clips

- For multiple module units, build sections separately, then join
- If adding on to an existing system, remove side frame, connect add-on kit/s and re-connect side frame
- Clip on shelf panels
- If wall clips being used, mount these on the wall and connect frame to wall clips